

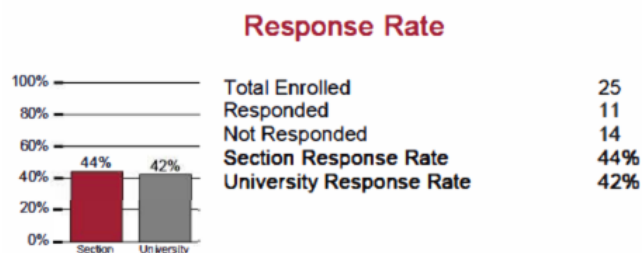
## SFF Instructor Report: New Features and Updates (Effective Summer II 2025)

In response to recommendations from the Assessment of Instruction Committee and informed by feedback from faculty and academic leadership across Temple University, the Student Feedback Form (SFF) Instructor Report has been revised to improve clarity, usefulness, and accessibility. These updates are designed to support the formative purpose of SFFs, aiming to make results easier to interpret and more actionable for instructors. Instructor Reports remain accessible on the [SFF Admin Panel](#). Outlined below are the key enhancements incorporated into the revised report:

### Graphical Display of Response Rates

The report now includes:

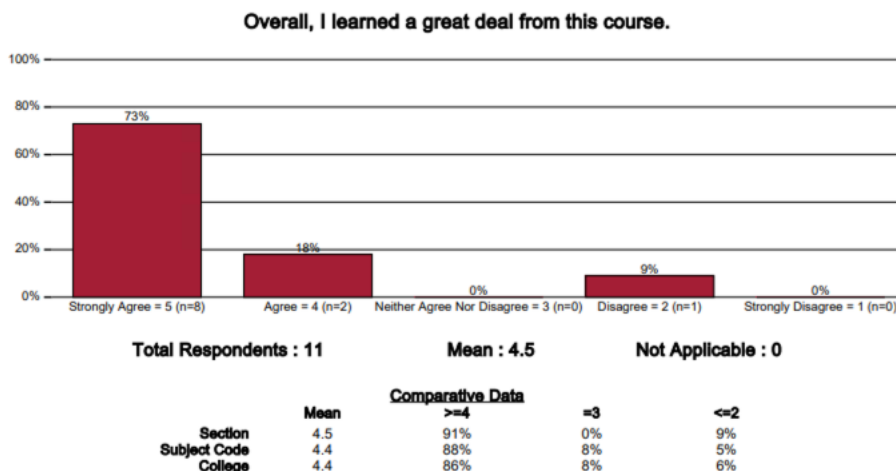
- A bar graph showing a section's response rate with a comparison to the overall university response rate.



### Visualized Item-Level Response Data with Updated Comparative Tables

The updated report offers a more intuitive and visually accessible presentation of student responses, combining graphical displays with relevant comparative data. It emphasizes the intent of the report by highlighting areas of agreement or disagreement in a format that is both easy to interpret and meaningful. Additionally, the comparative tables allow instructors to review their results compared to all courses at the same subject-level and college-level. This can provide a tool for conversations about teaching within departments, schools/colleges, and university wide. Each Likert scale item now includes:

- A bar graph depicting the number and percentage of responses across a 5-point scale from Strongly Agree to Strongly Disagree.
- A comparative table with the mean score, or average, for the section and the mean for the same subject code and school/college, when available, for the four prior



semesters (Fall, Spring, Summer I, and Summer II). A note indicating “Insufficient Data” will be displayed when there are too few comparable sections to generate averages.

### Open Ended Comments Displayed in Two Formats

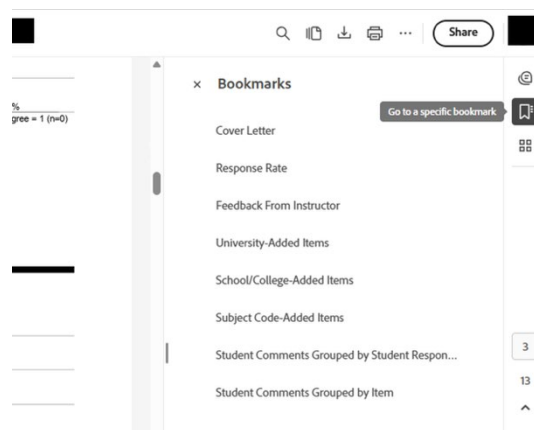
The updated report enhances the accessibility of the comments by presenting them in two formats. Open-ended responses now appear in:

- Student Comments Grouped by Student Response: See each student’s complete set of responses together.
- Student Items Grouped by Item: See all student responses to each question together.

### Bookmarked PDF Sections

To support ease of use and navigation, the report now includes clickable bookmarks for each major section. These bookmarks will allow the reader to navigate directly to relevant sections of the report and locate specific content within lengthy reports.

Note: The bookmark user experience may vary by browser and/or operating system.



We welcome your feedback on the new report format. Please send suggestions to the Assessment of Instruction Committee at [sff@temple.edu](mailto:sff@temple.edu).